

# POINT IN TIME COUNT

A count of sheltered and unsheltered homeless persons on a single night in January

2026 POINT IN TIME COUNT DATE: JANUARY 26, 2026

## 333 PEOPLE

were in emergency shelter, transitional housing, or outdoors in Bucks County. This is a **21% decrease** from the number of people counted last January

## 82

### CHRONICALLY HOMELESS

**25%** of those counted are considered Chronically Homeless. These are people experiencing long-term or repeated episodes of homelessness. There was a **9% increase** in those experiencing chronic homelessness



7 or 2% Unaccompanied or parenting youth (18-24 years old)



73 or 22% were seniors age 55+



93 or 28% children under the age of 18



10 or 3% Veterans

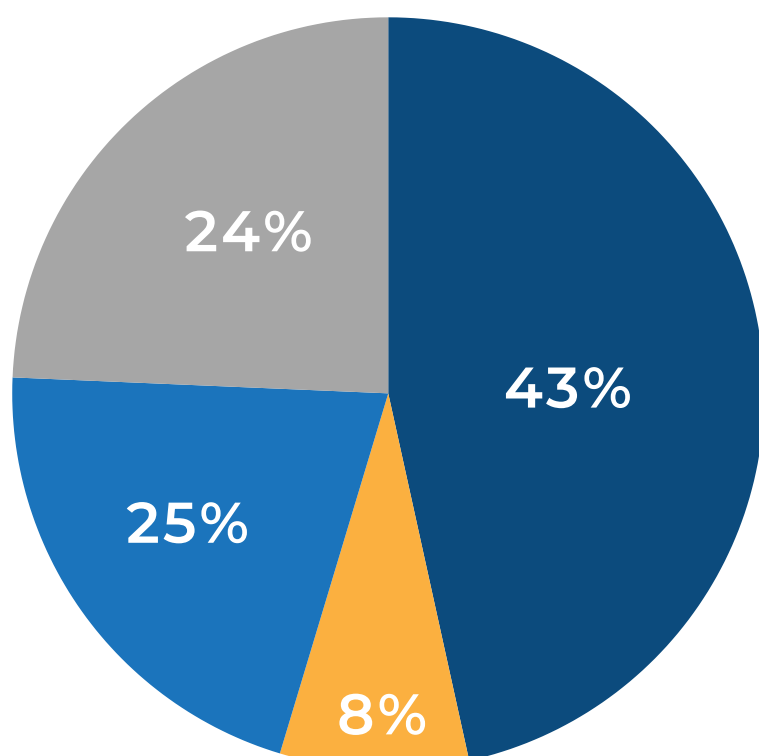


111 or 33% were sleeping unsheltered or in a Code Blue shelter



26 or 8% adults fleeing or attempting to flee domestic violence

## SLEEPING LOCATION ON THE NIGHT OF THE PIT COUNT



**141** Emergency shelter

**81** Transitional Housing for people experiencing homelessness

**27** Outdoors or other place not meant for habitation

**84** Seasonal Code Blue Shelter

# ADDITIONAL DATA

The following are data points collected locally for the unsheltered population based on additional vulnerable populations in Bucks County

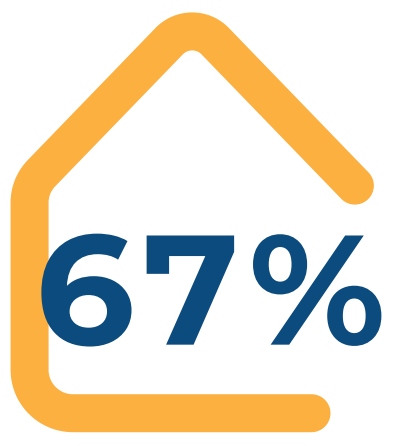


**51%**

Of our neighbors sleeping outside were in their cars

**30%**


of households experiencing unsheltered homelessness said they had medical concerns that needed immediate attention



**67%**

Of those experiencing homelessness slept in a shelter

## Of those in a shelter



**37%**

were at a Code Blue shelter




**15%**

were in a hotel paid for by charity



**8%**

were in shelter for survivors of domestic violence



**56%**

of those experiencing unsheltered homelessness were experiencing homelessness for the first time.



**8%**

were outside or another place not meant for habitation.

**28%**

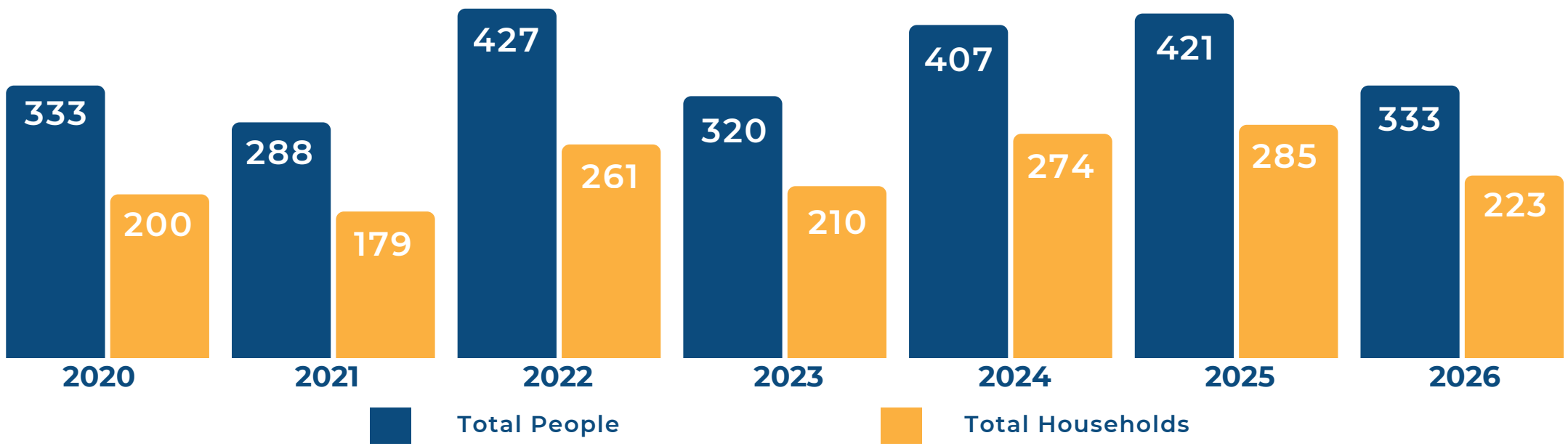


of those experiencing homelessness were children

# YEAR OVER YEAR DATA

The following data summarize the year over year trends of different populations in Bucks County during the PIT count.

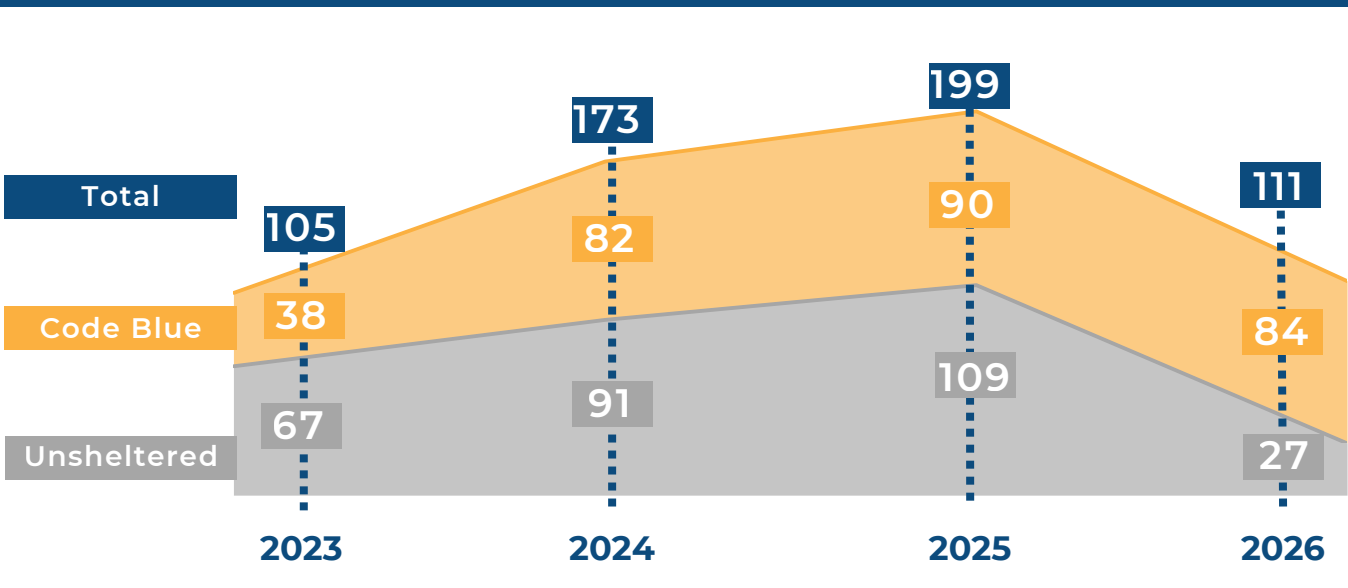
## Households vs People



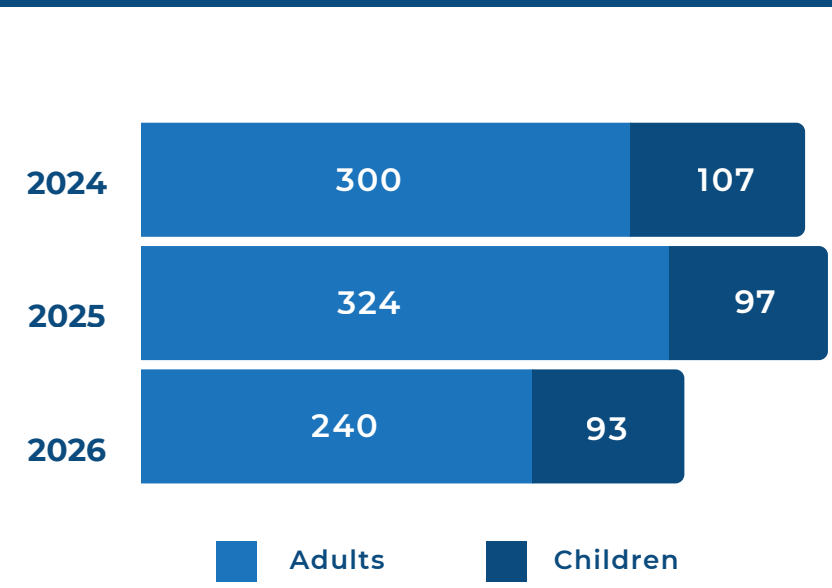
## Notable Trends

- **Chronic** homelessness is **up 9%** despite a 21% decrease in overall numbers of homelessness
- **Severe winter weather occurred on the date** of the PIT Count. Canvassing was reduced, and we believe many people found a place to sleep inside for the night.
- The total number of **veterans** experiencing homelessness **doubled**, returning to 2024 levels

## Code Blue vs Unsheltered



## Children vs Adults



## HUD Special Populations

