

POINT IN TIME COUNT

A count of sheltered and unsheltered homeless persons on a single night in January

2024 POINT IN TIME COUNT DATE: JANUARY 23, 2024

407

PEOPLE

were in emergency shelter, transitional housing, or outdoors in Bucks County. This is a **27%** increase from the number of people counted last January

70

CHRONICALLY HOMELESS

17% of those counted are considered Chronically Homeless. These are people experiencing long-term or repeated episodes of homelessness. There was a **67%** increase in those experiencing chronic homelessness



10 or 2% Unaccompanied or parenting youth (18-24 years old)



53 or 13% Seniors age 55 to 61, and 48 or 12% Seniors age 62+



107 or 26% children under the age of 18



11 or 3% Veterans

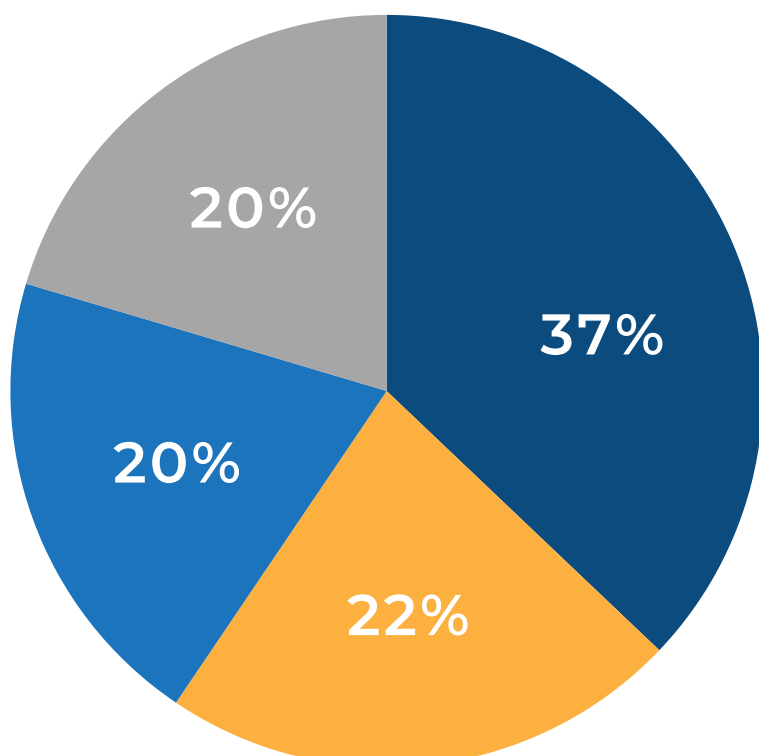


167 or 41% were sleeping unsheltered or in a Code Blue shelter



24 or 6% survivors of recent DV

SLEEPING LOCATION ON THE NIGHT OF THE PIT COUNT



151 Emergency shelter

83 Transitional Housing for people experiencing homelessness

91 Outdoors or other place not meant for habitation

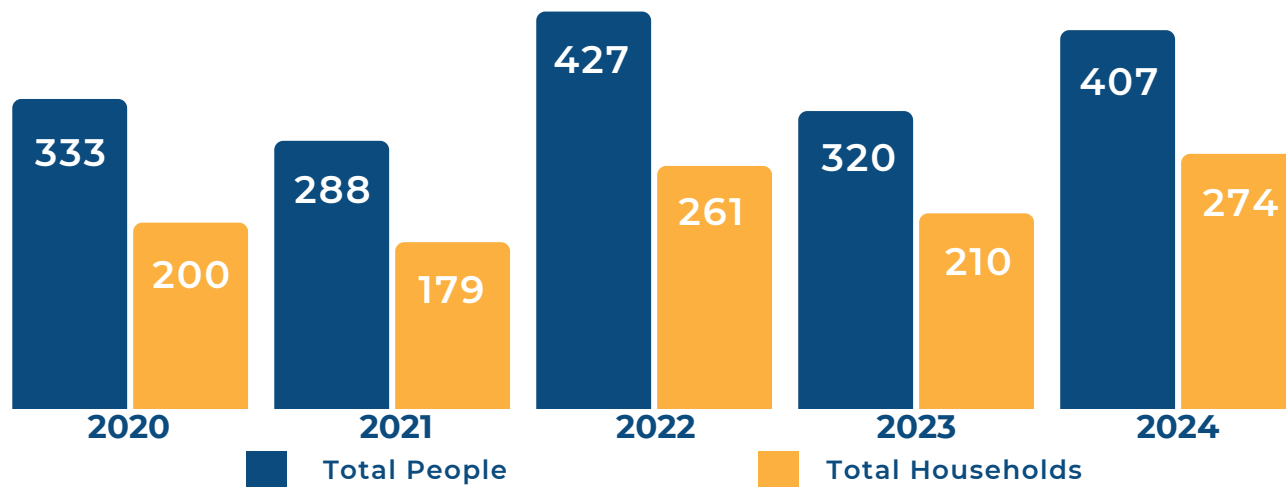
82 Seasonal Code Blue Shelter

YEAR OVER YEAR DATA

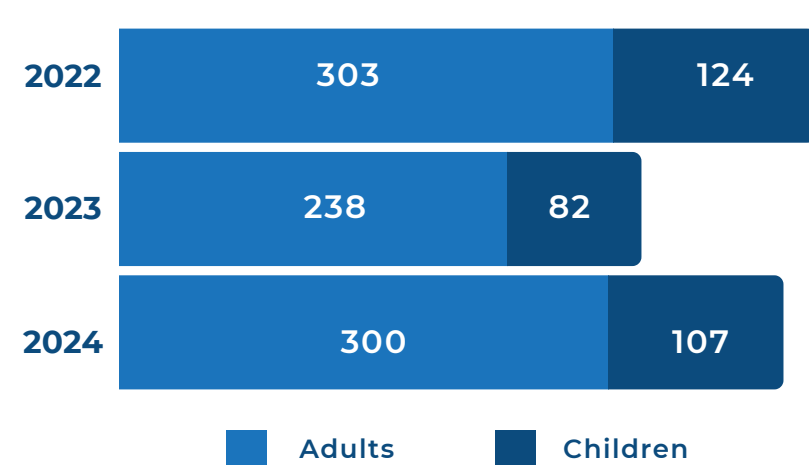
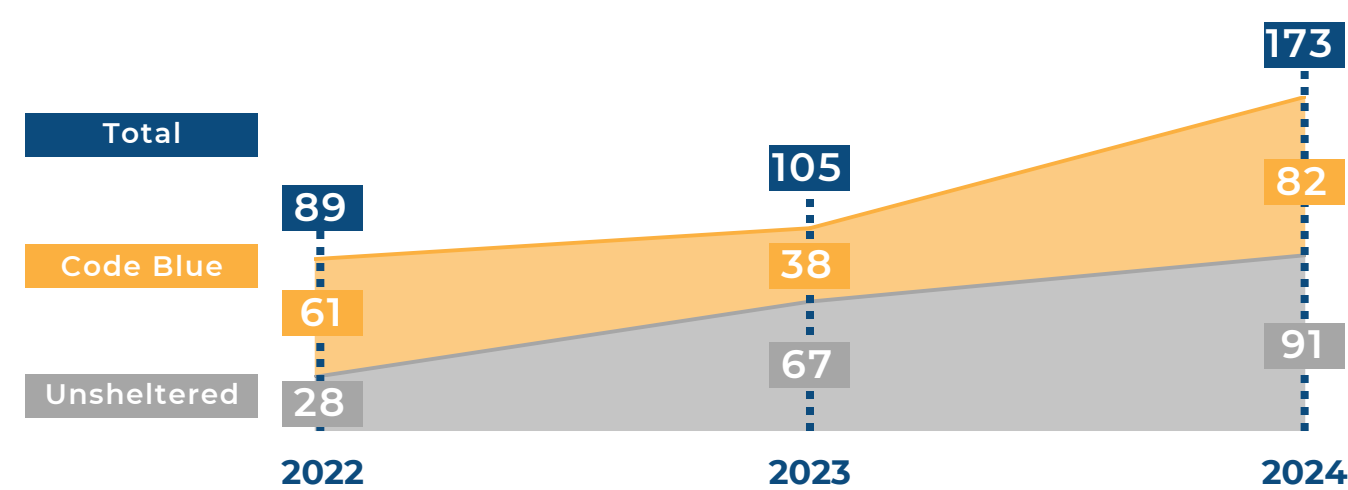
The following data summarize the year over year trends of different populations in Bucks County during the PIT count.

Notable Trends | Households vs People

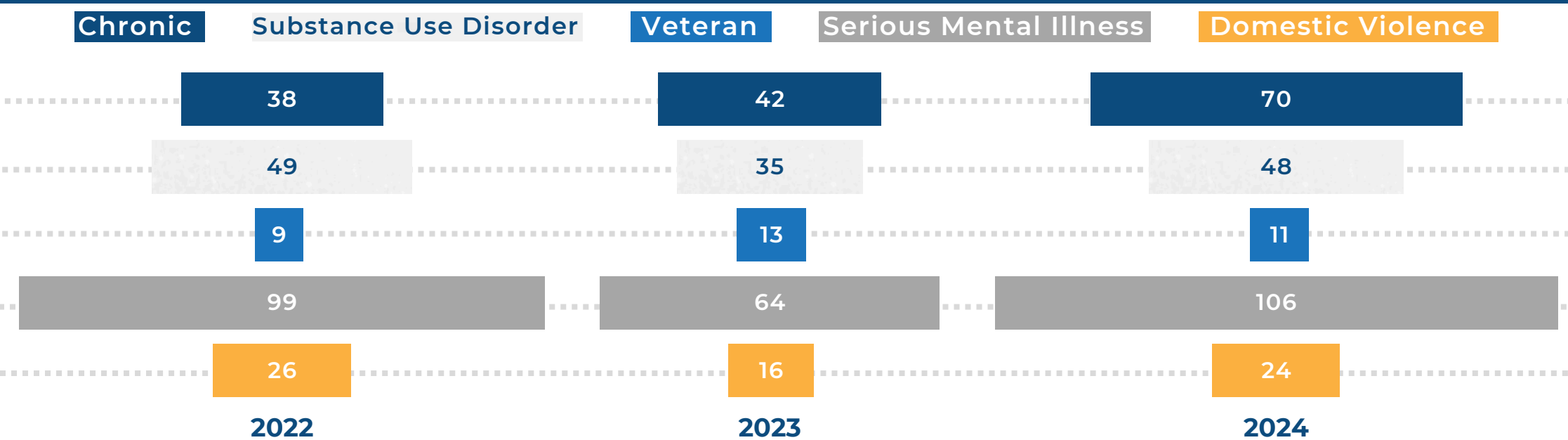
- There was a **65%** increase in the number of people sleeping outside or in a Code Blue shelter.
- There was a **66%** increase in those reporting a serious mental illness
- There was a **50%** increase in people experiencing DV



Code Blue vs Unsheltered | Children vs Adults



HUD Special Populations



Racial Equity

Racial/ethnic minorities continue to make up disproportionate numbers in the PIT Count vs. the overall population of Bucks County

